

AQUABOOST

iBolt 05 Range – Twin Pump Booster Set

The Aquaboost iBolt range of twin pump booster sets features two horizontal multistage pumps controlled by air-cooled variable speed frequency inverters mounted directly on the pump motors.

The twin pump 05 range includes 0504, 0506 and 0508 pump variants capable of delivering flow rates up to 8.0 m³/hour (per pump) and capable of producing head pressures of up to 9.2 bar.



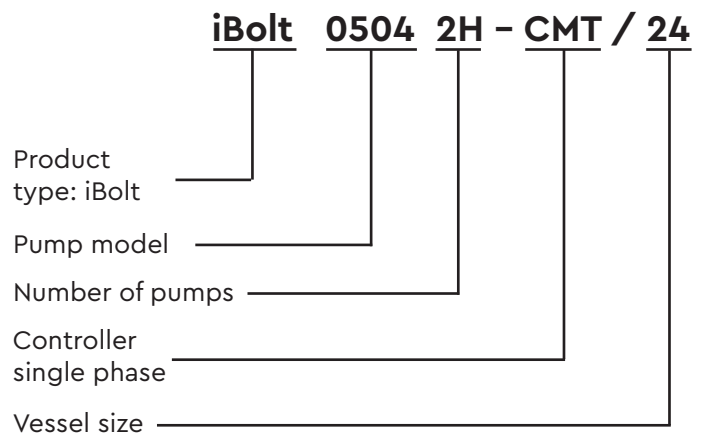
Features

- Flow rates up to 16.0 m³/h
- Head pressure up to 9.2 bar
- Dry run protection
- 304 stainless steel pumps
- 304/316 stainless steel manifold assembly
- Nickel plated WRAS approved ball valves
- Union fittings on suction and discharge
- WRAS approved 24 litre pressure vessel
- Air cooled inverters
- Glycerine filled pressure gauge
- Powder coated base plate
- BMS volt free contacts

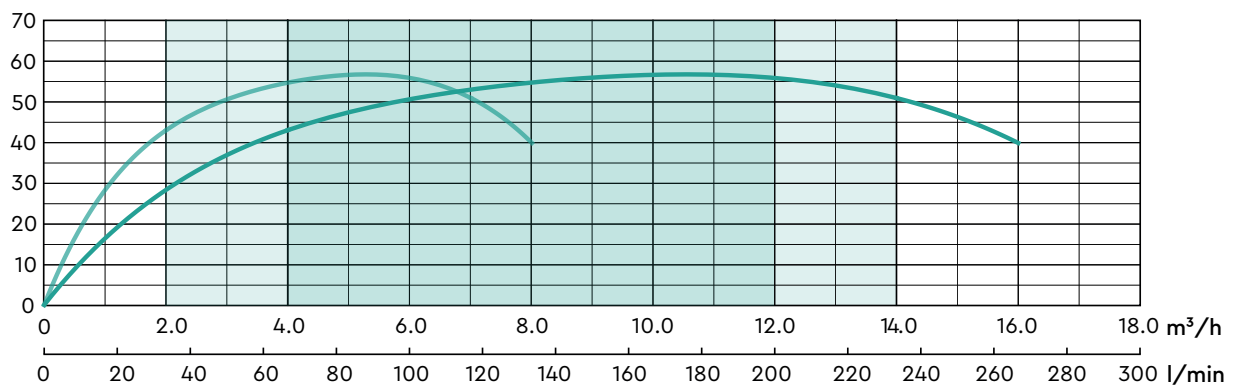
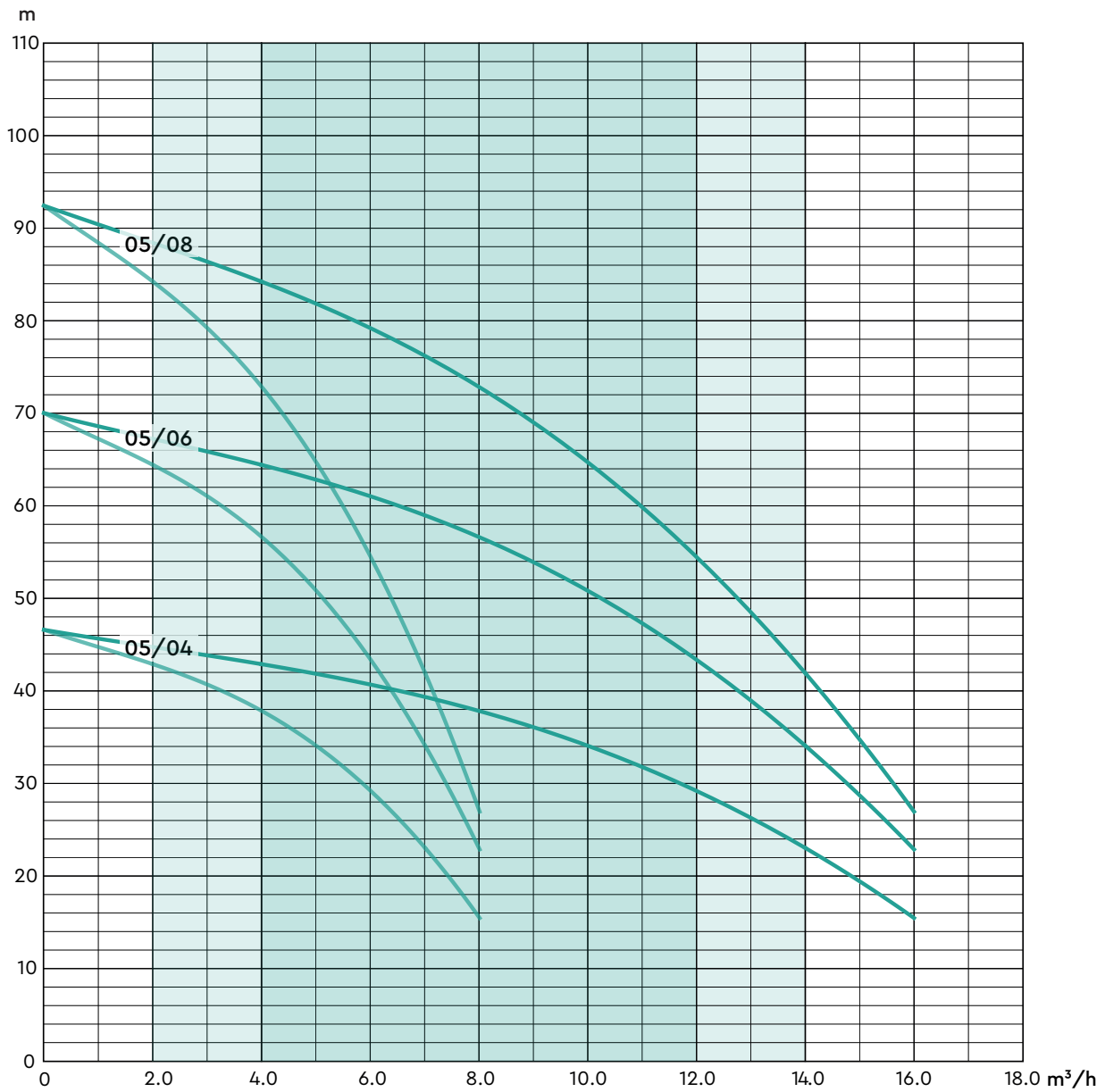
Application

- Cold water pressure and flow boosting in a range of domestic, commercial and industrial applications

Product Code Structure



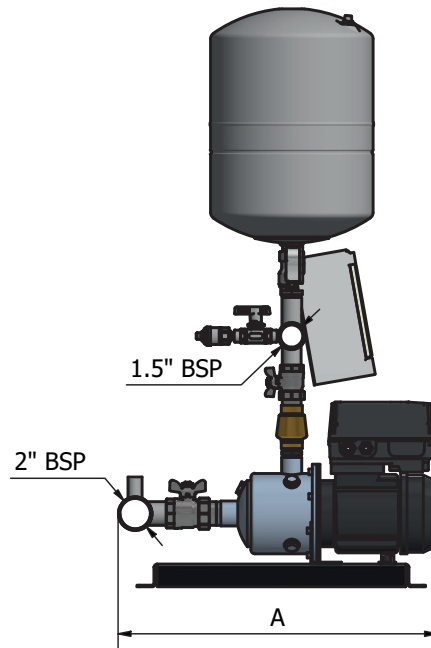
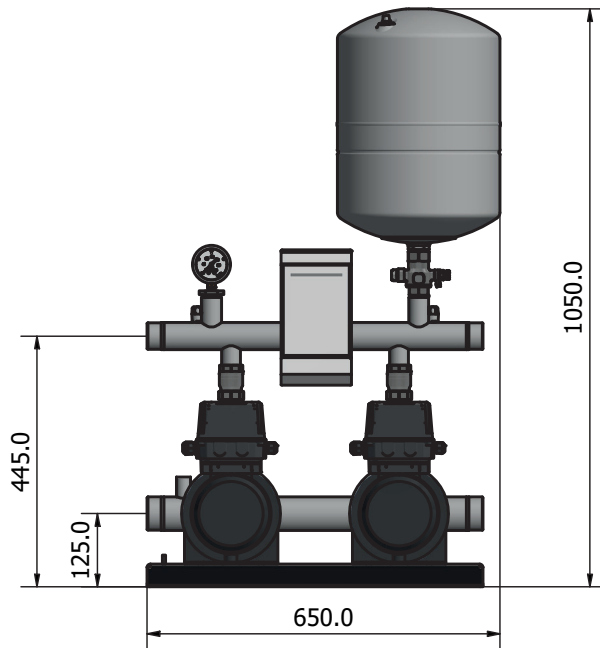
Performance Characteristics iBolt 05 2H-CMT/24



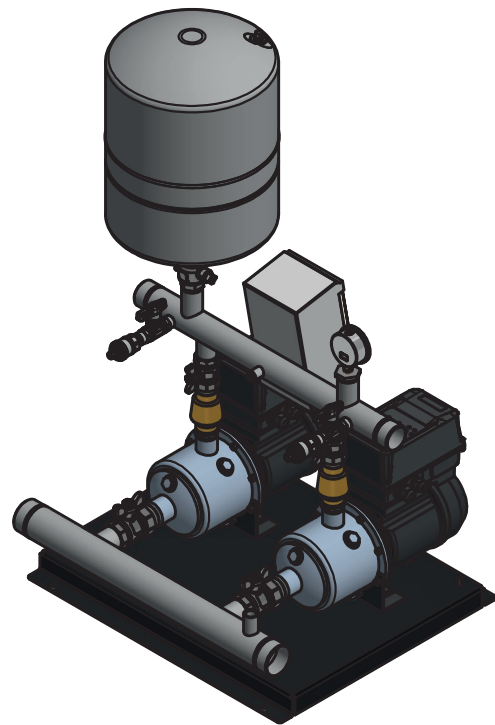
Technical Specification iBolt 05 2H-CMT/24

Model		iBolt 0504 2H-CMT/24 47355	iBolt 0506 2H-CMT/24 47356	iBolt 0508 2H-CMT/24 47391
General	Warranty	2 years		
	Conformity certification	UKCA, CE		
Features	Pump control system	Variable speed (via pressure transducer)		
	Pump control mode	Duty / Standby or Duty / Assist		
	Dry run protection	✓	✓	✓
	Glycerine filled pressure gauge	✓	✓	✓
	Pump check valve(s)	✓	✓	✓
	BMS volt-free contacts	✓	✓	✓
	Pressure vessel	24 litres		
	Noise	<70 dB(A)		
Performance	Nominal head	3.4 bar	5.0 bar	6.5 bar
	Maximum head (closed valve)	4.6 bar	7.0 bar	9.2 bar
	Nominal flow rate	10.0 m ³ /h (5.0 m ³ /h per pump)		
	Maximum flow rate	16.0 m ³ /h (8.0 m ³ /h per pump)		
	Minimum static inlet pressure	0.1 bar		
	Maximum static inlet pressure	1 bar		
	Maximum static outlet pressure	1.3 bar		
	Maximum ambient air temperature	40 °C		
Connections	Inlet	2"		
	Outlet	1 ½"		
Manifold	Manifold construction	Stainless steel		
	Pump isolation valves	Full bore, lever, WRAS Approved		
Pump	Pump type	Centrifugal multistage		
	Pump body	Stainless steel		
	Impeller	Stainless steel		
	Mechanical seal	EPDM / Carbon / Ceramic		
	Motor type	Induction (current overload sensor)		
	Duty rating	Continuous		
Electrical	Power supply / phase / frequency	230 V a.c./1/50 Hz		
	Current – full load	7.4 Amps	11.0 Amps	14.6 Amps
Physical	Enclosure protection	IP55		
	Width	650 mm		
	Depth	570 mm	655 mm	750 mm
	Height	1050 mm		
	Weight	50 Kg	59 Kg	72 Kg

Dimensions iBolt 05 2H-CMT/24



Dimension Table	
Pump Type	A (mm)
0504	570
0506	655
0508	750



Scan QR Code for:

- Quick install information
- Operation & Maintenance manuals
- Wiring diagram
- Troubleshooting guides



Stuart Turner Limited reserves the right to amend specifications without notice.

Stuart Turner Ltd, Market Place, Henley-on-Thames, Oxfordshire, RG9 2AD

Tel: +44 (0) 1491 572655

www.stuart-turner.co.uk

Pt. No. 21146 Issue 0422-01-02