

Light Drainage Pump Type ABS Coronada 250

SULZER

Plug-in, stainless steel submersible pump, for the removal of wastewater containing solids up to 10 mm.

Application

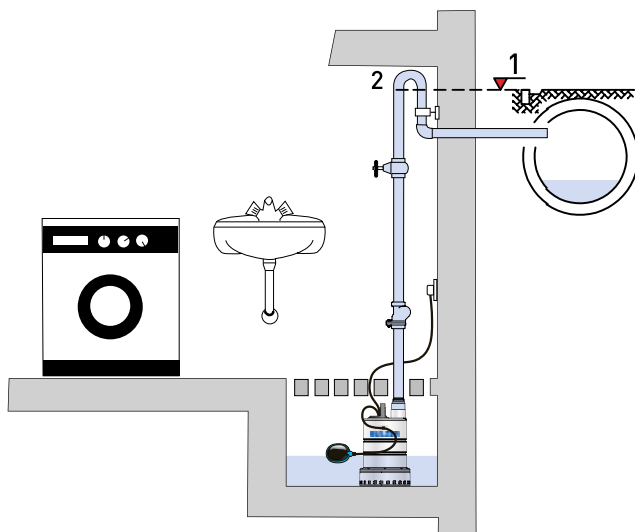
The Coronada has been designed for fixed or transportable installation, and for internal or external applications such as emptying containers and drainage pits, draining of swimming pools or flooded cellars, and removal of nuisance water from gullies or pedestrian underpasses.

Construction

- Fully flood-proof, pressure-tight encapsulated unit with stainless steel outer jacket and screen, motor housing, shaft and impeller.
- Coronada SX version is designed for aggressive wastewater and features a high-grade stainless steel shaft, viton seals and PVC cable.
- Coronada KS version is fitted with a KS float switch for automatic level control.
- Single-phase, 50 Hz, 2-pole motor; insulation class F; protection type IP 68. Motor is dynamically balanced with stainless steel shaft. Thermal sensors in the stator switch off the pump in the case of overheating and automatically switch it back on after cooling down.
- The stainless steel rotor shaft is supported in lubricated-for-life ball bearings.
- Shaft sealing is by means of a lip seal (motor side) and mechanical seal (medium side).
- Discharge outlet with internal thread, built-in checkvalve, and detachable multi-stage hose adaptor.
- The medium being pumped flows around the motor housing for optimum heat dissipation. The maximum allowable medium temperature is 50 °C; or up to 60 °C for intermittent usage (max 5 minutes).

Installation

Attention to the backwash level is of vital importance for effective dewatering. All outflow points located below the backwash level must be protected against back flow according to EN 12056 standard.



1. Backwash level.
2. Backwash loop with base above the backwash level.



Features

- Corrosion-resistant stainless steel housing and hydraulics.
- Built-in checkvalve in the discharge outlet blocks return-flow from the discharge line when the pump is switched off.
- Ready for immediate use with discharge connection by pipe (threaded) or hose (detachable adaptor).
- KS version with float switch for automatic level control.
- Thermal sensors in motor to protect against overheating.
- Robust, plastic carrying handle.

Materials

Description	Standard	SX
Pump housing, motor housing, screen and fasteners	Stainless steel 1.4301 (AISI 304)	Stainless steel 1.4401 (AISI 316)
Motor shaft	Stainless steel 1.4305 (AISI 303)	Stainless steel 1.4401 (AISI 316)
Seals	NBR	Viton
Cable	Neoprene	PVC
Impeller, handle	PPO	PPO

The suitability of the materials in the pump for the particular application is the responsibility of the user.

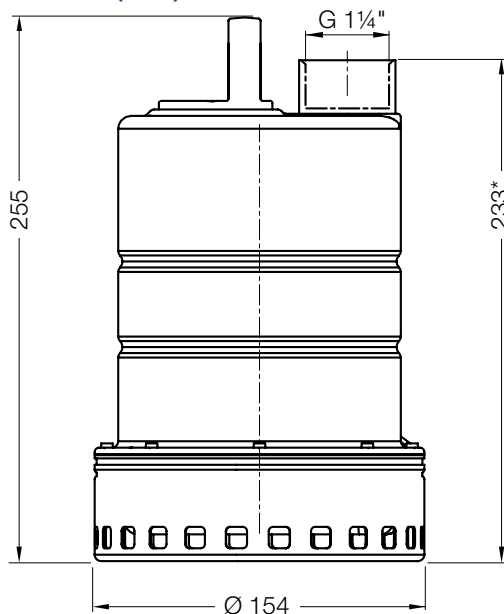
Technical data

Coronada	250
Discharge connection	G 1 1/4"
Solids size [mm]	10
Motor power [kW] *	P ₁ = 0.50 P ₂ = 0.30
Speed [r/min]	2900
Rated voltage [V]	220-240 1~
Rated current [A]	2.28
Cable type [H07RN-F]	3G1.0
Cable length [m] **	10 (with Schuko plug)
Weight [kg]	4.5
Switching levels [mm]	On: 280 Off: 120

* P₁ = Power taken from mains. P₂ = Power at motor shaft.

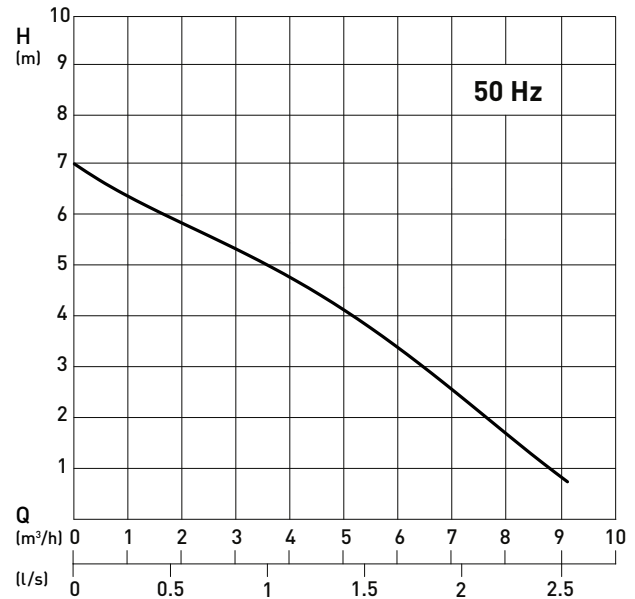
** For external applications the following VDE regulation applies: Submersible pumps for use externally must have a fixed cable connection with a length of at least 10 m. Regulations vary by country.

Dimensions (mm)



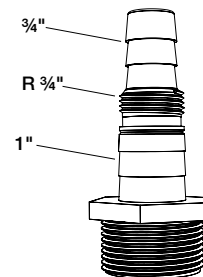
* With discharge adaptor kit: 310 mm (when replacing Coronada 200)

Performance Curve



H = Total head; Q = Discharge volume
Curves to ISO 9906

Hose adaptor



Accessories

Description	Part no.
Discharge Adaptor Kit	62665331
Gate Valve (brass) with internal thread G 1 1/4"	14040005
Non-return Valve (synthetic) G 1 1/4" flap valve with internal thread, PA-1-3082.	61405030
Discharge Connection Kit 90° elbow (PP) with fixed coupling (brass) R 1 1/4"	61170101
NC Batteries 9VTR 7-8 for mains-independent operation.	12820018
Control Unit for double pumping station. Automatic changing of the start sequence, alarm, and potential-free fault indicator.	Contact Sulzer

Description	Part no.
Plug-in Alarm Kits: Acoustic alarm with signalling unit for connection to 230 V Schuko socket. Acoustic alarm signal, potential-free NO (Normally Opened) contact (I max 12 A / V max 250 V). Optional rechargeable accumulators for mains-independent alarm signal. With KS float switch With NSM05 "broken finger" With humidistat	16025001 16025003 16025004
WM-Stop Alarm Kits: Acoustic alarm with signalling unit for plugging in to a 230 V Schuko socket, with integral 230 V Schuko socket into which the washing machine is plugged (I max 16 A). Optional rechargeable accumulators for mains-independent alarm signal. With KS float switch With NSM05 "broken finger" With humidistat	16025002 16025005 16025006

www.sulzer.com

en (08.11.2016), Copyright © Sulzer Ltd 2016

This document does not provide a warranty or guarantee of any kind. Please contact us for a description of the warranties and guarantees offered with our products. Directions for use and safety will be given separately. All information herein is subject to change without notice.