

DRENOX

SUBMERSIBLE SUMP PUMPS FOR DRAINING CLEAR WATER

The DRENOX series pumps are built entirely in AISI 304 stainless steel. Cooling of the motor is via a heat exchange chamber that allows the machine to work for long periods when not completely submerged.
Equipped with Ø 32 mm hose adapter.
Automatic version equipped with float switch.



Applications

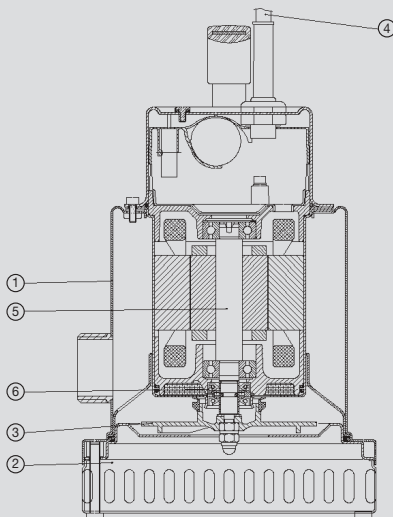
- Drainage of seepage water, pumping of rain water, from a grating or drain, pumping of domestic waste water, drainage of environments, bathing and swimming pools, industrial applications
- Fountains and water features
- Surface irrigation

Motor

- Dry motor with stainless steel casing
- Level of protection IP68
- Class F insulation
- Single phase power supply with capacitor permanently activated and thermal protection built into the motor winding
- Three phase power supply with external protection provided by the user
- Completely insulated cable connection chamber
- Self-lubricating ball bearings
- Speed of rotation 2850 rpm

Usage limitations

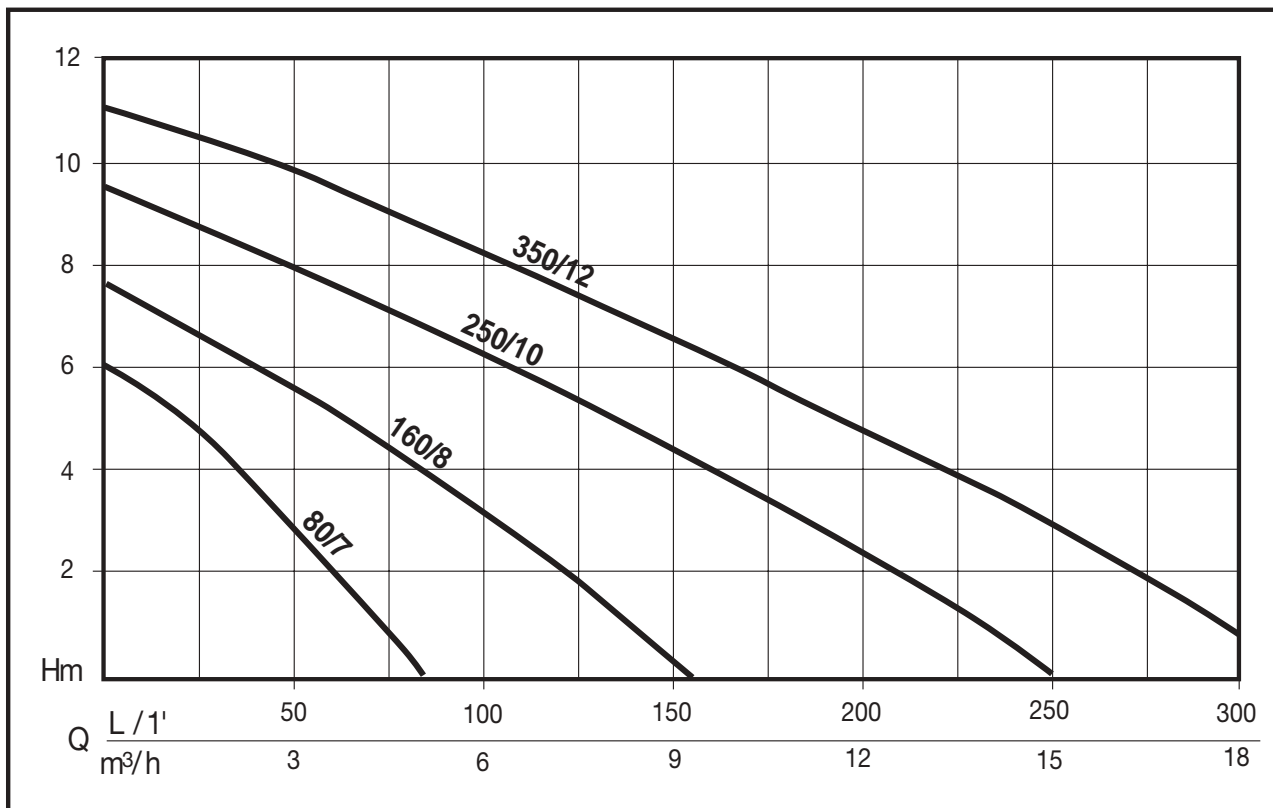
- Type of liquid: partially effluent and dirty clear water, non-aggressive liquids
- Maximum liquid temperature 40°C
- Maximum submersion under the water level 7m
- Minimum drainage level 3 mm for model 80/7, 35 mm for the other models (manual version)
- Free clearance of solids 3 mm for models 80/7, 6 mm for the other models



DESIGN FEATURES

Component	Material
1 Pump body	X 5 CrNi 1810 (AISI 304) Stainless steel
2 Suction grid	X 5 CrNi 1810 (AISI 304) Stainless steel
3 Impeller	X 5 CrNi 1810 (AISI 304) Cast stainless steel
4 Power cable	10 m H07 RN-F with plug
5 Motor shaft	Stainless steel shaft with a ceramic facing at the points of seal wear
6 Seal	Fixed double NBR 70 rubber seal with special sand guard V-ring. Oil chamber for seal lubrication.

TABLE OF HYDRAULIC PERFORMANCE



PUMP PERFORMANCE

CODE	MODEL	Nominal power		Absorbed power		VOLTAGE	Amp.	μF.	Q	Discharge head in meters								
		HP	kW	HP	kW					L/1'	10	40	60	80	120	160	240	300
										m³/h	0,6	2,4	3,6	4,8	7,2	9,6	14,4	18
N1031090	DRENOX 80/7	0,3	0,2	0,4	0,3	1 ~ 220 ÷ 240 V	1,3	6,3	Discharge head in meters	5,4	3,3	1,8						
N1031100	DRENOX 80/7 AUT									7	5,8	5	4,1	2,2				
N1031020	DRENOX 160/8	0,55	0,40	0,75	0,55	1 ~ 220 ÷ 240 V	2,4	8		9,4	8,5	7,6	7,2	5,1	4,0	1		
N1031060	DRENOX 160/8 AUT									10,5	10	9,5	9	7,7	6,5	3,4	1	
N1031030	DRENOX 250/10	0,75	0,55	1,2	0,9	1 ~ 220 ÷ 240 V	4,5	10		10,5	10	9,5	9	7,7	6,5	3,4	1	
N1031070	DRENOX 250/10 AUT									10,5	10	9,5	9	7,7	6,5	3,4	1	
N1031040	DRENOX 350/12	1,1	0,8	1,6	1,2	1 ~ 220 ÷ 240 V	5,1	16										
N1031080	DRENOX 350/12 AUT																	
N1031110	DRENOX 350/12 T	1,1	0,8	1,6	1,2	3 ~ 400 V	2											

Automatic version equipped with float switch

DRENOX 80/7

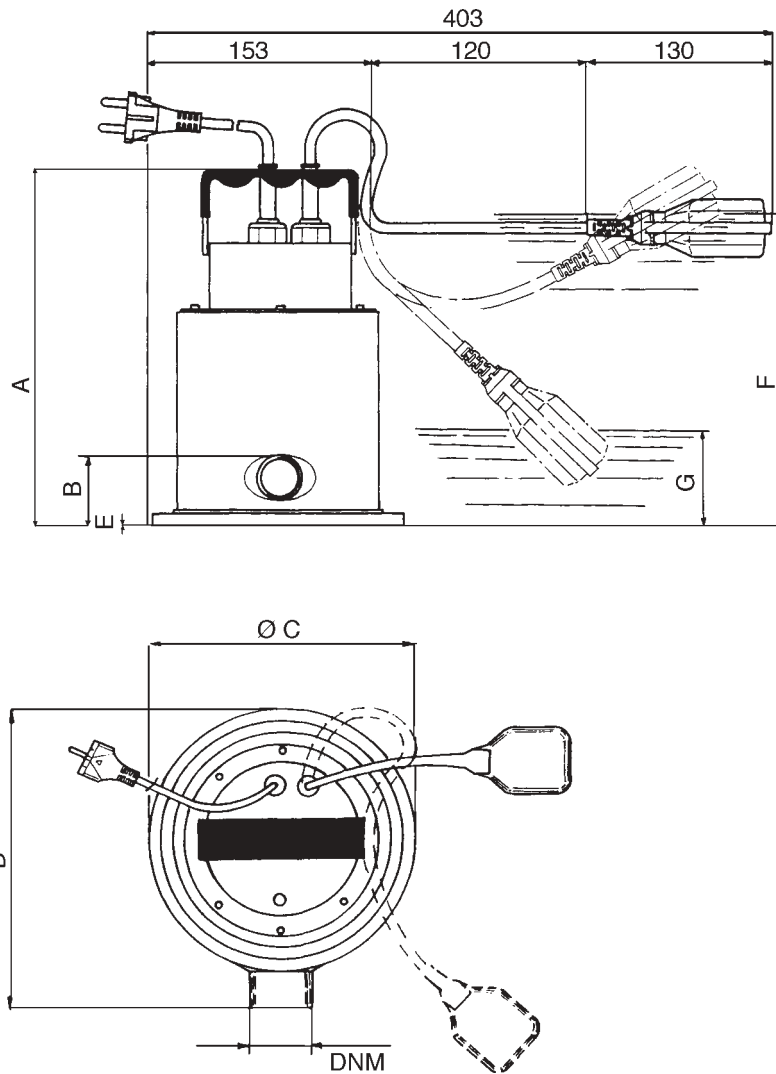


TABLE OF SIZES AND WEIGHTS

Model	Dimensions mm.									Weight kg
	A	B	Ø C	D	Minimum drainage level E*	Start level F*	Stop level G*	Free bore ø 3	DNM	
DRENOX 80/7	231	61	177	182	3	250	100	ø 3	1" 1/4	5,7

* Start and stop level refers to the version equipped with floating switch
The minimum drainage level refers to the manual version

DRENOX 160/8 - 250/10 - 350/12

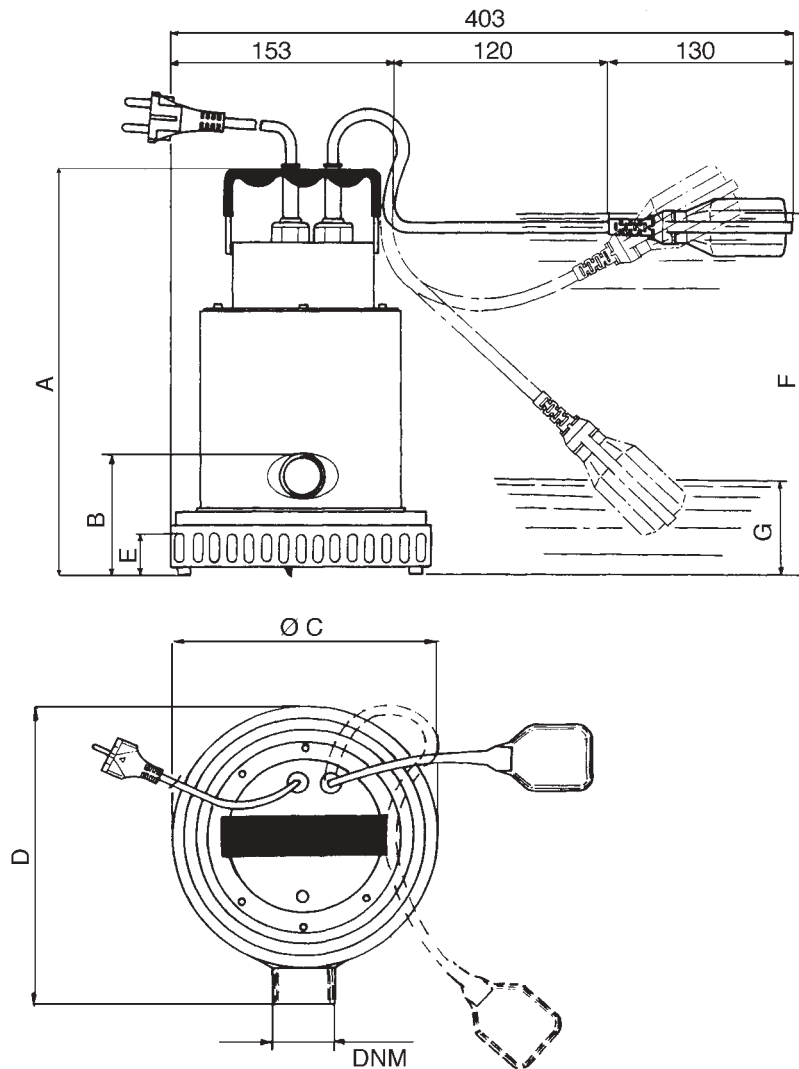


TABLE OF SIZES AND WEIGHTS

Model	Dimensions mm.									Weight kg
	A	B	Ø C	D	Minimum drainage level E*	Start level F*	Stop level G*	Free bore Ø 6	DNM	
DRENOX 160/8	300	94	177	182	35	320	107	Ø 6	1" 1/4	6,5
DRENOX 250/10	338	94	177	182	35	351	111	Ø 6	1" 1/4	7
DRENOX 350/12	338	94	177	182	35	351	111	Ø 6	1" 1/4	8,5

* Start and stop level refers to the version equipped with floating switch
The minimum drainage level refers to the manual version